

Tri Auto ZX2

Ingeniously versatile

Thinking ahead. Focused on life.



Dynamic. Compact. Innovative.

Introducing the new Tri Auto ZX2, engineered with innovative and dynamic design form. As the successor to the original Tri Auto ZX cordless endo motor with integrated apex locator, Morita continues to offer the only endodontic system in the market combining both functions in one handpiece. With easy, intuitive operation and automatic functions, Tri Auto ZX2 delivers predictable and reliable endodontic instrumentation.

Morita's safety functions: Optimum Torque Reverse (OTR) and Optimum Glide Path (OGP) are new to the Tri Auto ZX2. OGP simplifies glide path creation whilst the OTR function reduces potential file breakage and microcracks by reversing the rotational direction when the torque level is reached. Therefore, Tri Auto ZX2 protects the natural tooth structure and enables optimal treatment efficiency.

Efficient treatment with optimal visibility

Integrated apex locator function for unsurpassed accuracy

The Root ZX apex locator technology integrated into the Tri Auto ZX2 handpiece provides precise measurements irrespective of the canal condition. On the colour LCD, the clinician can see the relative distance of the file from the apex. Monitoring is also carried out by acoustic signals.

Efficient, reliable application

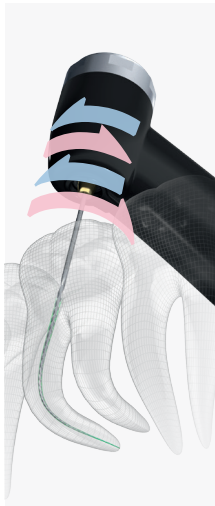
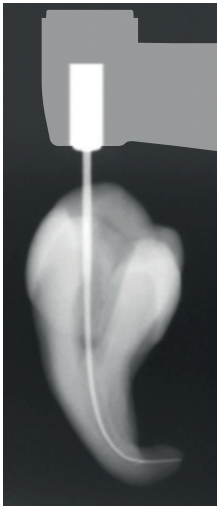
The Tri Auto ZX2 allows for apical patency and each step in the canal shaping process to be completed mechanically, enabling maximum treatment efficiency and reduced fatigue for the clinician. Eight pre-set programmes, where customised parameters can be stored, ensures maximum versatility. Rotational speed can be selected between 100 and 1000 rpm, as required.

Compact design

With a compact head design, Tri Auto ZX2 provides the clinician with optimal visibility of the access site. The internal file electrode ensures maximised vision and greater access, utilising the full working length of the file.



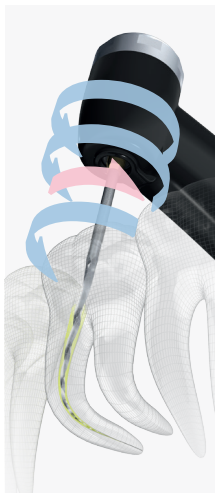
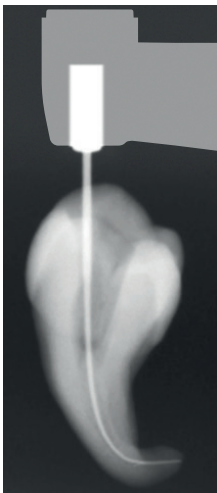
Predictive safety functions



Optimum Glide Path (OGP)

With the new OGP function, the clinician can create a glide path with efficiency and reliability. The glide path is a critical step to the shaping of the canal and greatly assists in the preparation of the root canal for safe and predictable endodontics. Mechanical instrumentation achieves faster and more reliable preparation of the glide path compared to hand instrumentation.

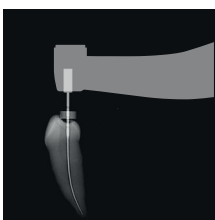
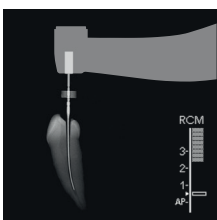
Using the OGP function, the selected file can be negotiated to the required working length with less risk of procedural complications.



Optimum Torque Reverse (OTR)

The OTR function enables the motor to reverse the file's rotational direction upon reaching a set torque value. When OTR is activated, the motor is reversed by 90 degrees, then returns to a 180 degree forward (clock-wise) motion. This is repeated until the set torque limit is relieved, at which point the motor returns to a traditional rotary action.

The advantage of the OTR function is effortless file negotiation, with optimal efficiency while reducing the risk of file fracture and maintaining the canal's original anatomical shape.

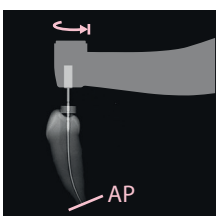


Automatic Safety Functions

The Tri Auto ZX2 motor is linked with Morita's industry-leading apex locator technology. This unique feature employs the following safety functions:

Auto Apical Reverse

As soon as the tip of the file reaches the pre-set working length, the motor safely reverses the file, reducing the risk of over-instrumentation.



Auto Start/Stop

Auto Start/Stop automatically starts the Tri Auto ZX2 motor when the file is inserted into the canal and stops as soon as the file is removed, ensuring safer endodontic treatment.

Optimum Apical Stop (OAS)

At a pre-determined working length, the OAS action reverses the file by half to one rotation, reducing the possibility of the file binding in the canal.

Intuitive, flexible and light-weight

Cordless and ergonomic

Weighing a mere 140 grams the Tri Auto ZX2 cordless handpiece is ergonomic and well-balanced, maximising operator comfort. Morita's renowned engineering and build quality is evident from every angle.



View of the file position on the LCD screen.

Left or right-handed: Customised for individuals

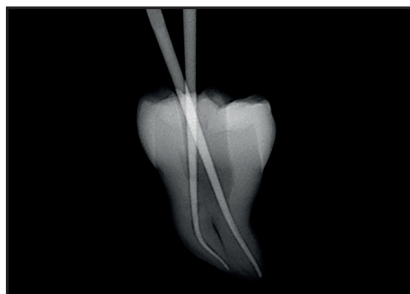
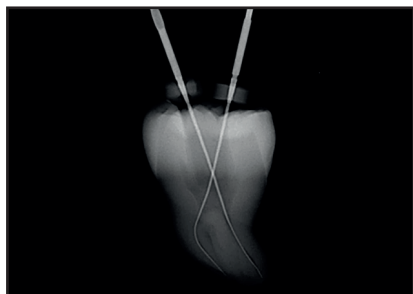
The LCD is adaptable for both left and right-handed clinicians. The operator can rotate the head of the handpiece until the LCD is in the ideal position, ensuring the clinician can clearly view data and respective parameters at all times during treatment. The Tri Auto ZX2 offers customised programming of multiple settings to deliver a versatile, mechanical endodontic preparation solution with Morita's reliable, built-in apex locator.

Specifications		Charger	
Name	Tri Auto ZX2	Rated input voltage	AC 100- 240V
Model	TR-ZX2	Rated input frequency	50 - 60 Hz
Manufacturer	J. MORITA MFG. CORP.	Weight	280 g
		Dimensions (mm)	Ø 85 x H 75
Functions			
Root Canal Measurement			
Optimum Glide Path (OGP)		Tri Auto ZX2 Handpiece	
Optimum Torque Reverse (OTR)		Display	LCD
Optimum Apical Stop (OAS)		Weight	140 g
Auto Start/Stop		Operation speed	100 - 1000 RPM
Forward and Reverse Rotation		Battery	3,7 V Lithium Ion Battery
Auto Torque Slow-Down		Charging time	max. 120 min
Auto Torque Reverse		Dimensions (mm)	W 30 x H 200
Auto Apical Slow-Down			
Auto Apical Reverse/Stop		Accessories	
Apical Torque-Down		Tester, LS Spray, Spray Nozzle	

Unique. Compelling. Reliable.

The new Tri Auto ZX2 endodontic handpiece delivers smart operating concepts, unsurpassed safety functions with efficient workflow in a cordless handpiece, irrespective of your choice in endodontic file system. Above all, the focus on mechanical preparation for apical patency ensures maximum efficiency with less fatigue and potential procedural complications.

Tri Auto ZX2: The complete endodontic preparation solution, proudly engineered and built by Morita.



New Optimum Glide Path (OGP): Mechanical preparation to achieve apical patency

Apical patency plays an important role in endodontic treatment of the root canal. With Morita's OGP technology, apical patency can be achieved efficiently and accurately with a simple #10 mechanically assisted file.



Clinical images provided by Dr. Yoshi Terauchi, Dr. Toshihiro Ushikubo and Dr. Tai Gega

"The new Tri Auto ZX2 makes control of the preparation process easier. OGP and OTR: Two decisive, new and innovative functions form a symbiotic relationship of safety and efficiency to alleviate mechanical preparation."

Dr. Sebastian Riedel
Endodontist
Berlin

"The Tri Auto ZX2 with its cordless design and integrated apex locator is unique in its functionality in the surgery. The addition of the new Optimum Torque Reverse (OTR) and Optimum Glide Path (OGP) features ensure safe, conservative preparations are made easier."

Dr. Jeff Ward
Endodontist
Melbourne

"I can't do endo treatment without OGP after using Tri Auto ZX2."

Dr. Yoshi Terauchi
Endodontist
Tokyo

Diagnostic and Imaging Equipment

Treatment Units

Handpieces and Instruments

Endodontic Systems

Laser Equipment

Laboratory Devices



Development and Manufacturing
J. MORITA MFG. CORP.
680 Higashihama Minami-cho, Fushimi-ku
Kyoto 612-8533
Japan
T +81. 75. 611 2141, F +81. 75. 622 4595
www.morita.com

Distribution
Morita Australia & New Zealand
Suite 2.05, 247 Coward Street
Mascot NSW 2020
Australia
T +61 2 9667 3555 F +61 2 9667 3577